

# Media Release

info@cbs.gov.il www.cbs.gov.il Fax: 02-6521340

[Previous Press Release on Foreign Trade appeared on July 27, 2016](#)

Jerusalem,  
July 18, 2017  
206/2017

## Exports of Goods by Industry<sup>1</sup> and Country, 2016

with a Focus on the Trade between Israel and United Kingdom, Belgium, Netherlands, South Africa and Chile

### In 2016

- Exports of goods totaled \$60.6 billion, a decrease of 5.5% compared with 2015.
- Exports of the manufacture of pharmaceutical products industry to United Kingdom constituted 64.1% of total exports to United Kingdom.
- Exports of the manufacture of computer, electronic and optical products industry to Asian countries were 52.8% of total exports of this industry (exports of this industry constituted 18.9% of all exports).

### Tables

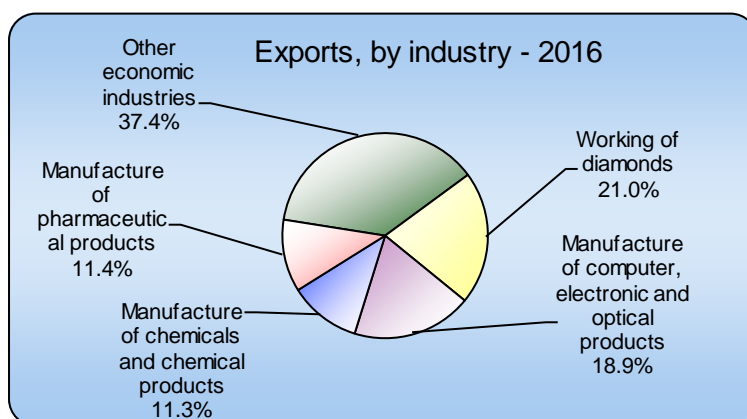
This Media Release publicizes a review of the trade between Israel and United Kingdom, Belgium, Netherlands, South Africa and Chile. Such a review is published annually as part of the Media Release "Export of Goods by Industry and Countries", in order to present the trade between Israel and selected countries in more detail.

### Exports by industry

#### Total value of exports

In 2016, exports of goods totaled \$60.6 billion, a decrease of 5.5% compared with 2015. Exports of **manufacturing** industries decreased by 6.5% and totaled \$56.2 billion. Exports of **agriculture, forestry and fishing** industries decreased by 1.5% and totaled \$1.2 billion.

The most significant exports industries were: **working of diamonds** (\$12.7 billion - 21% of total exports), manufacture of **computer, electronic and optical products** (\$11.5 billion - 18.9%), manufacture of **pharmaceutical**



<sup>1</sup> Export data by industry is based on the *Standard Industrial Classification of All Economic Activities 2011*. The goods are classified by source industry, that is, the industry to which the product belongs to according to the description of the goods, and not to the industry of the exporter. The data includes the goods that passed through customs and does not include the export of goods to the Palestinian Authority.

Written by Shimon Vinokur and Yaron Marcus - Foreign Trade Sector

For explanations and clarifications regarding the contents of this Press Release,

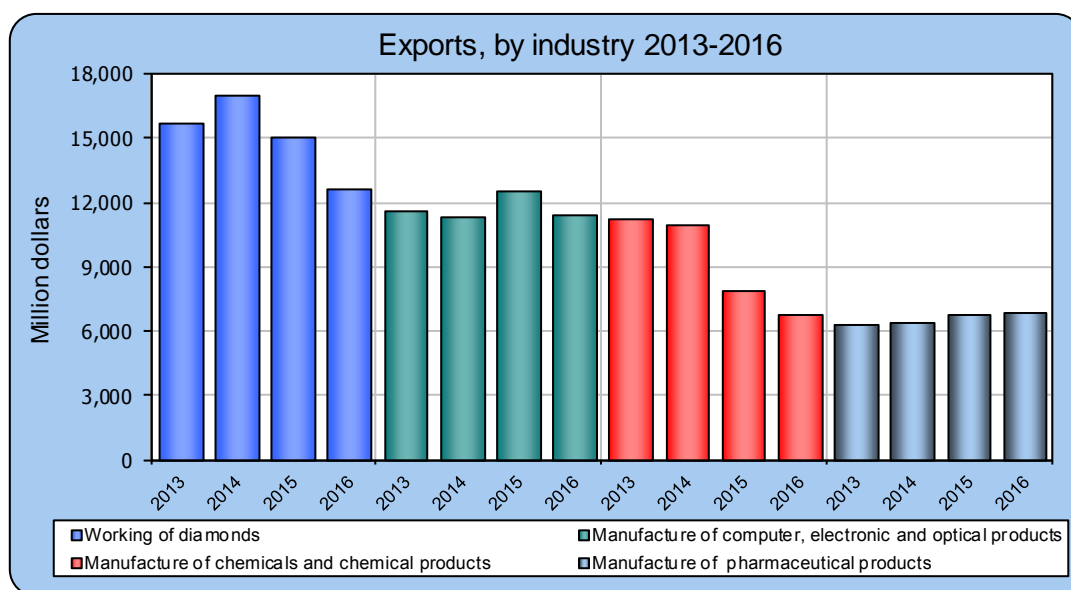
please contact the Press Relations Unit, at 02-652 7845

**products** (\$6.9 billion – 11.4%) and manufacture of **chemicals and chemical products** (\$6.9 billion – 11.3%).

### Value index

The value index is the change in the value of exports compared with the value of the exports in base year (2010).

Compared with 2010, the value index of exports in 2016 of the manufacture of the **fabricated metal products, except machinery and equipment** industry increased by 57.0% and totaled \$2.6 billion and of the manufacture of **other transport equipment** industry increased by 44.4% and totaled \$2.8 billion. In contrast, the value index of exports of the manufacture of **chemicals and chemical products** industry decreased by 20.9% and totaled \$6.9 billion.

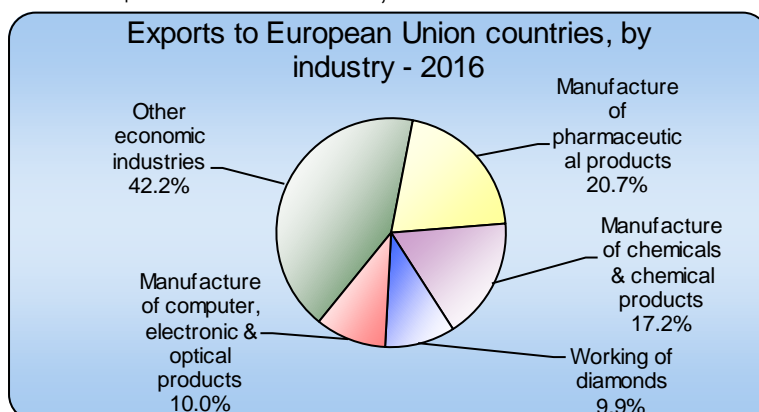


### Exports of goods by industry to European Union countries

#### Total value of exports

Exports of goods to **European Union countries** totaled \$15.8 billion in 2016, a decrease of 1.9% compared with 2015. In 2016, exports of **manufacturing** industries decreased by 2.7% and totaled \$14.0 billion. Exports of **agriculture, forestry and fishing** industries decreased by 0.7% and totaled \$0.7 billion.

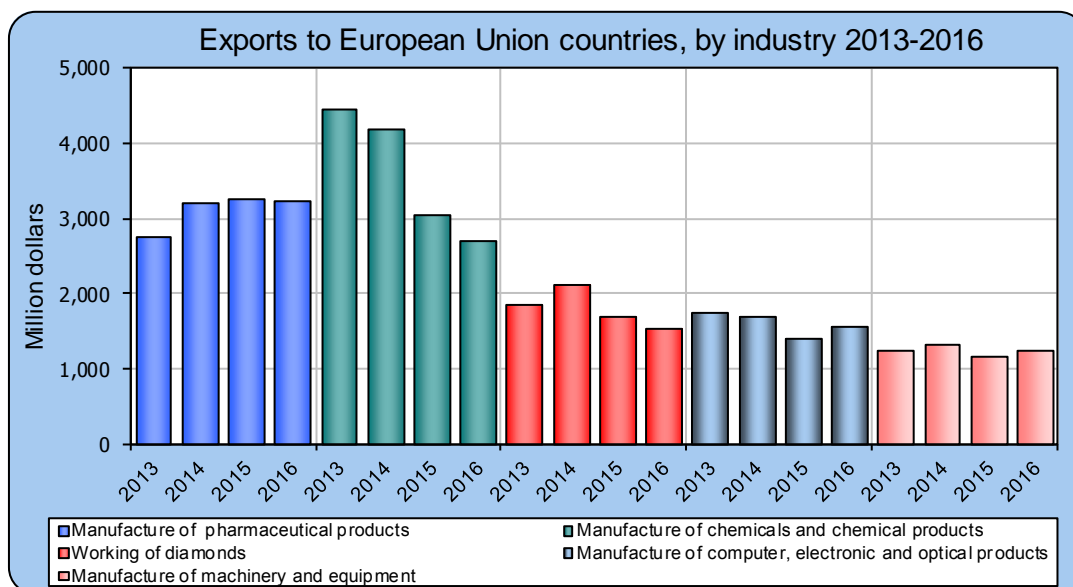
The most significant exports industries were: manufacture of **pharmaceutical products** (\$3.3 billion – 20.7% of total exports), manufacture of **chemicals and chemical products** (\$2.7 billion – 17.2%), manufacture of **computer, electronic and optical products** (\$1.6 billion – 10.0%) and **working of diamonds** (\$1.6 billion – 9.9%).



### Value index

Compared with 2010, the value index of exports in 2016 of the **crop production** industry decreased by 30.8%, of the manufacture of **computer, electronic and optical products** industry decreased by 25.0%,

of the manufacture of **chemicals and chemical products** industry decreased by 22.9% and of the manufacture of **fabricated metal products, except machinery and equipment** industry decreased by 18.0%. In contrast, the value index of exports of the manufacture of **pharmaceutical products** industry increased by 113.7%.

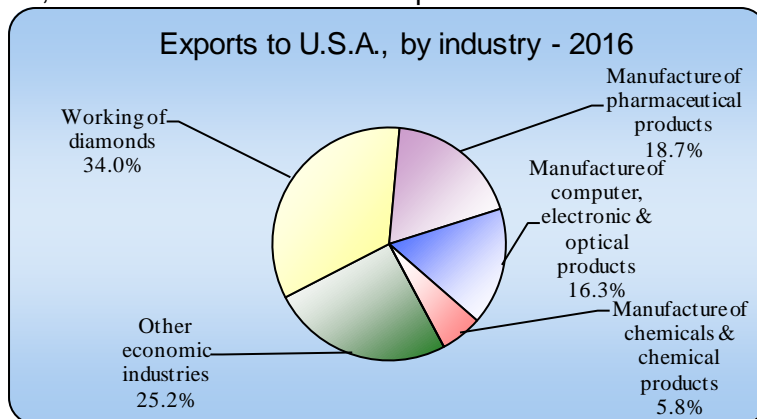


### Exports of goods by industry to the USA

#### Total value of exports

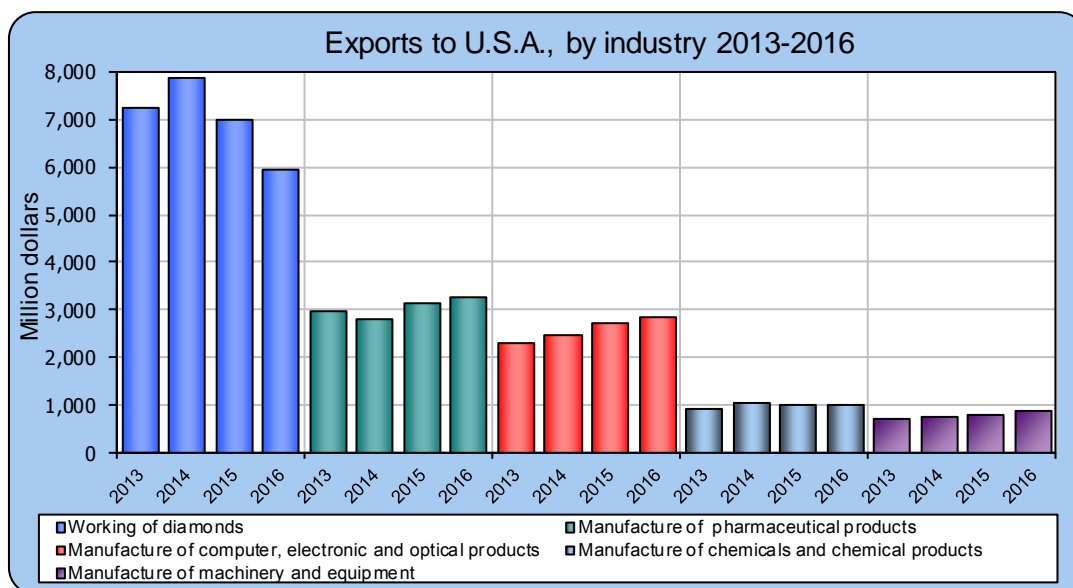
In 2016, exports to the USA totaled \$17.7 billion, a decrease of 2.9% compared with 2015. In 2016, exports of **manufacturing** industries decreased by 3.3% and totaled \$17.3 billion. However, exports of **agriculture, forestry and fishing** industries increased by 22.2% compared with 2015 and totaled \$0.1 billion.

The most significant exports industries were: **working of diamonds** (\$6.0 billion – 34% of total exports), manufacture of **pharmaceutical products** (\$3.3 billion – 18.7%), manufacture of **computer, electronic and optical products** (\$2.9 billion – 16.3%) and manufacture of **chemicals and chemical products** (\$1.0 billion – 5.8%).



#### Value index

Compared with 2010, the value index of exports in 2016 of the manufacture of **pharmaceutical products** industry decreased by 27.3%, and of the **working of diamonds** industry decreased by 11.2%. In contrast, the value index of exports of the manufacture of **computer, electronic and optical products** industry increased by 20.8%.

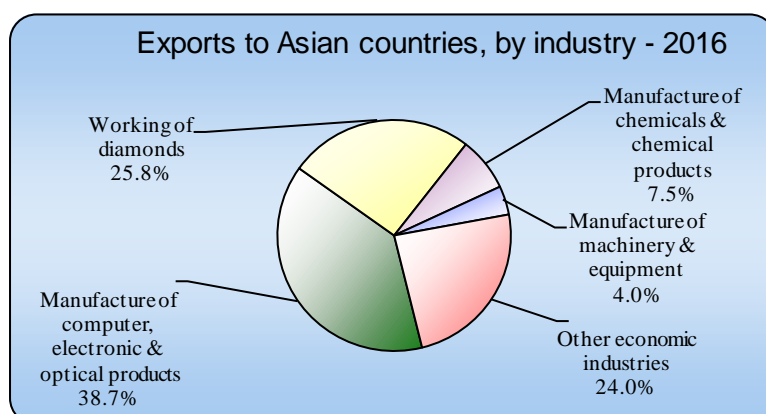


## Exports of goods by industry to Asian countries

### Total value of exports

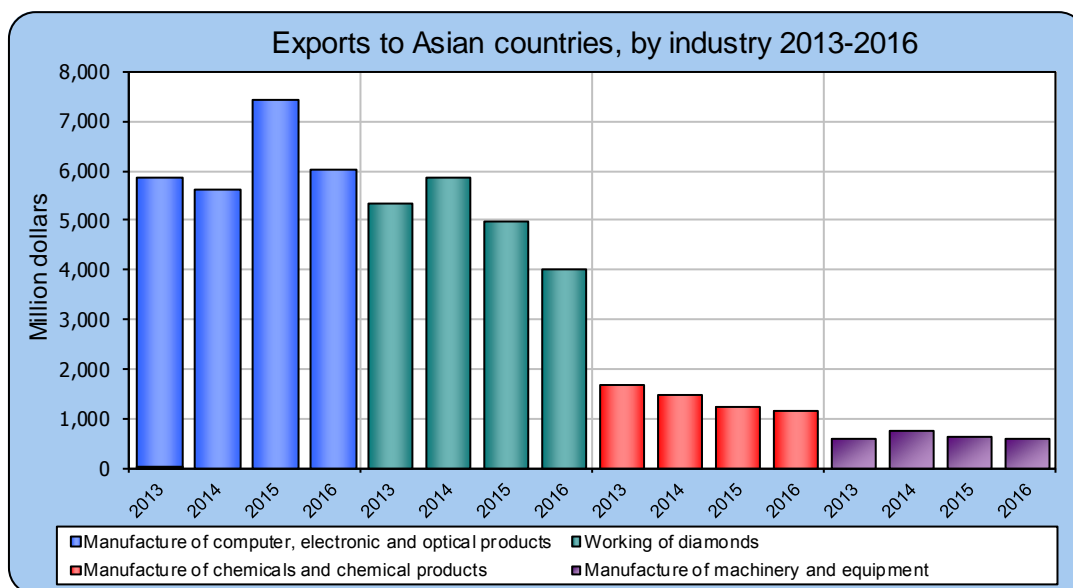
In 2016, exports to Asian countries totaled \$15.6 billion, a decrease of 11.8% compared with 2015. Exports of **manufacturing** industries totaled \$13.9 billion in 2016, a decrease of 14.3%. However, exports of **agriculture, forestry and fishing** industries increased by 23.9% and totaled \$0.1 billion.

The most significant exports industries were: manufacture of **computer, electronic and optical products** (\$6.0 billion – 38.7% of total exports), **working of diamonds** (\$4.0 billion – 25.8%) and manufacture of **chemicals and chemical products** (\$1.2 billion – 7.5%).



### Value index

Compared with 2010, the value index of exports in 2016 of the manufacture of **chemicals and chemical products** industry decreased by 27.3%. In contrast, the value index of exports of the manufacture of **computer, electronic and optical products** industry increased by 32.2%.

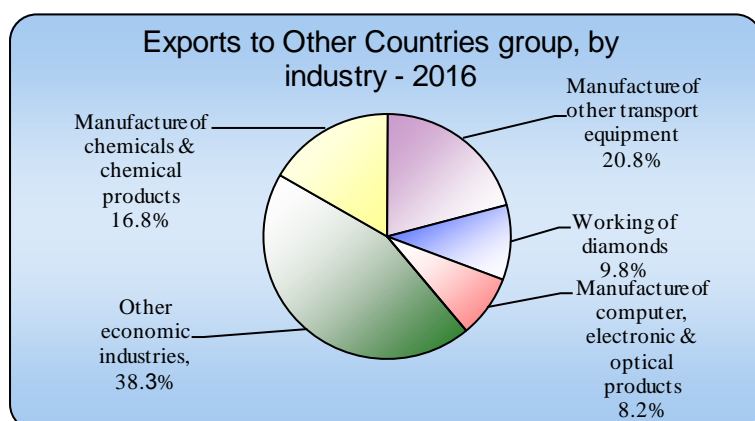


## Exports of goods by industry to Other Countries group

### **Total value of exports**

In 2016, exports to Other Countries totaled \$11.6 billion, a decrease of 4.7% compared with 2015. Exports of **agriculture, forestry and fishing** industries totaled \$0.3 billion, a decrease of 15.8% compared with 2015. Exports of **manufacturing** industries decreased by 5.4% and totaled \$11.0 billion.

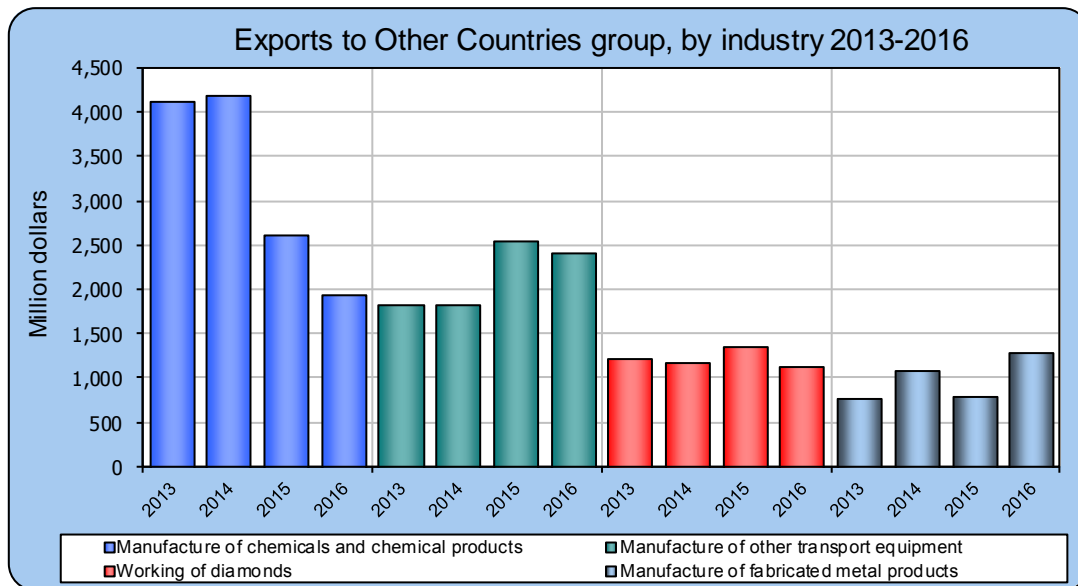
The most significant exports industries were: manufacture of **other transport equipment** (\$2.4 billion – 20.8% of total exports), manufacture of **chemicals and chemical products** (\$1.9 billion – 16.8%), manufacture of **fabricated metal products ,except machinery and equipment** (\$1.3 billion – 11.2%) and **working of diamonds** (\$1.1 billion – 9.8%).



### **Value index**

Compared with 2010, the value index of exports in 2016 of the manufacture of **computer, electronic and optical products** industry decreased by 38.5% and totaled \$1.0 billion and of the manufacture of **chemicals and chemical products** industry decreased by 23.4%. In contrast, the value index of exports of the manufacture of **fabricated metal products ,except machinery and equipment** industry increased by 322.0%.

Alongside the steep increase in exports of the manufacture of **fabricated metal products ,except machinery and equipment** industry compared with 2010, the percentage of exports of this industry out of total exports increased from 6.6% in 2015 to 11.2% in 2016.



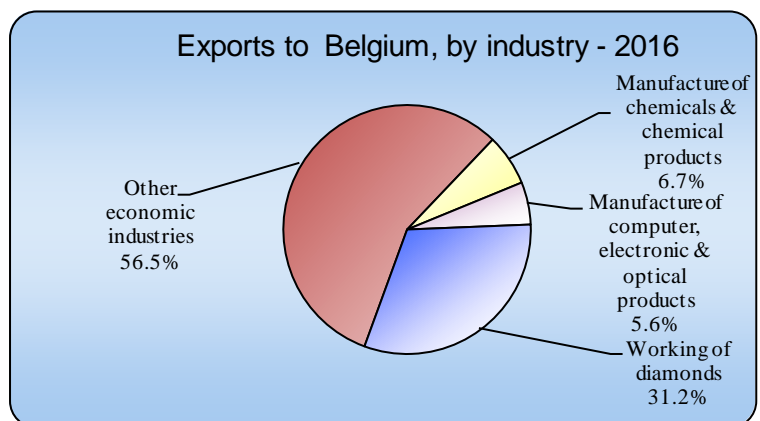
## Exports of Goods by industry to selected countries

### Exports of goods by industry to Belgium

#### Total value of exports

In 2016, exports to Belgium totaled \$2,507.3 million, an increase of 0.8% compared with 2015. Exports of **agriculture, forestry and fishing** industries increased by 19.3% and totaled \$104.4 million. In contrast, exports of **manufacturing** industries decreased by 6.5% and totaled \$1,422.2 million.

The most significant exports industries were: **working of diamonds** (\$782.9 million – 31.2% of total exports), manufacture of **chemicals and chemical products** (\$167.0 million – 6.7%) and manufacture of **computer, electronic and optical products** (\$138.0 million – 5.5%).



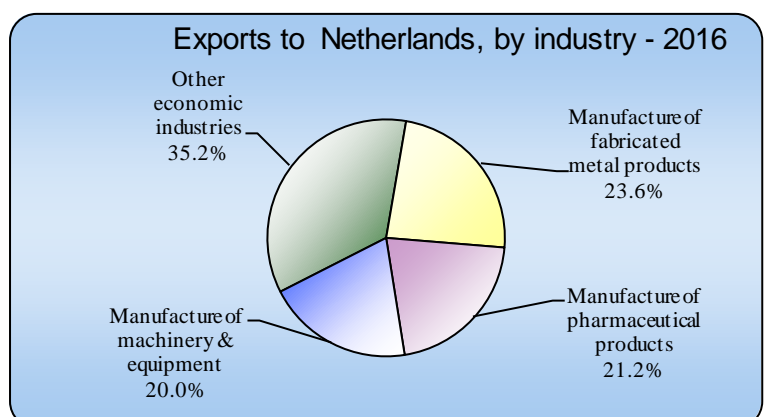
#### Value index

Compared with 2010, the value index of exports in 2016 of the manufacture of **chemicals and chemical products** industry increased by 168.5%.

### Exports by industry to Netherlands

#### Total value of exports

In 2016, exports to Netherlands totaled \$2,139.5 million, a decrease of 0.7% compared with 2015. Exports of **manufacturing** industries totaled \$1,976.3 million, a decrease of 0.6% compared with 2015. Exports of **agriculture, forestry and**



**fishing** industries totaled \$135.1 million, a decrease of 0.6% compared with 2015.

The most significant exports industries were: **chemicals and chemical products** (\$504.9 million – 23.6% of total exports) and manufacture of **pharmaceutical products** (\$454.6 million – 21.2%).

**Value index**

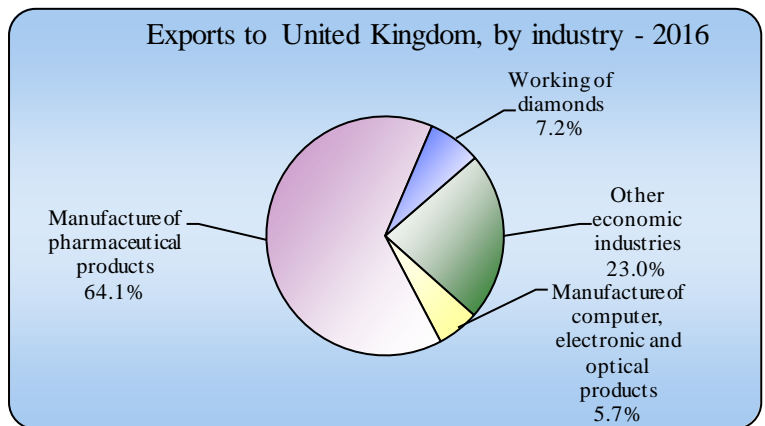
Compared with 2010, the value index of exports in 2016 of the manufacture of **chemicals and chemical products** industry increased by 710.4% and of the manufacture of **pharmaceutical products** industry increased by 67.4%.

**Exports by industry to United Kingdom**

**Total value of exports**

In 2016, exports to United Kingdom totaled \$3,908.9 million, a decrease of 2.1% compared with 2015. Exports of **manufacturing** industries totaled \$3,819.2 million, a decrease of 2.1% compared with 2015.

The most significant exports industries were: manufacture of **pharmaceutical products** (\$2,505.0 million – 64.1% of total exports) and **working of diamonds** (\$281.9 million – 7.2%).



**Value index**

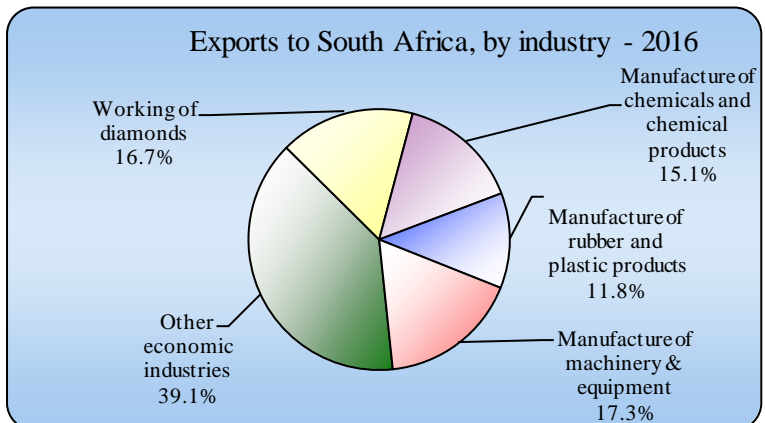
Compared with 2010, the value index of exports in 2016 of the manufacture of **pharmaceutical products** industry increased by 822.7% and of the **working of diamonds** industry increased by 335.7%.

**Exports by industry to South Africa**

**Total value of exports**

In 2016, exports to South Africa totaled \$267.3 million, a decrease of 3.6% compared with 2015. Exports of **manufacturing** industries totaled \$244.1 million.

The most significant exports industries were: **working of diamonds** (\$44.7 million – 16.7% of total exports) and manufacture of **chemicals and chemical products** (\$40.4 million – 15.1%).



**Value index**

Compared with 2010, the value index of exports in 2016 of the **working of diamonds** industry decreased by 30.9% and of manufacture of **chemicals and chemical products** industry decreased by 35.2%.

## Exports by industry to Chile

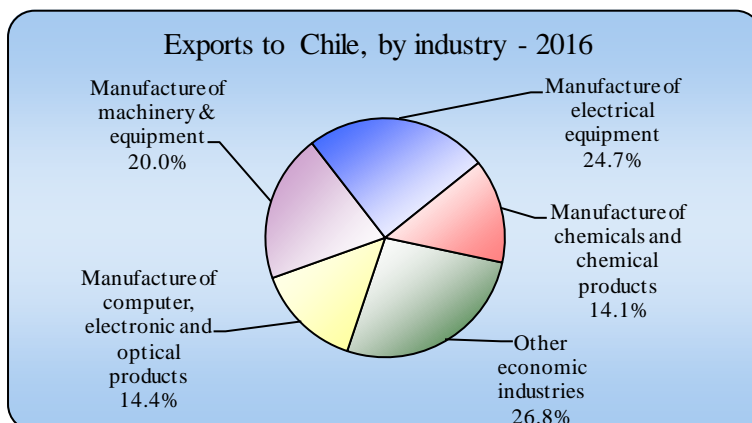
### Total value of exports

In 2016, exports to Chile totaled \$137.3 million, a decrease of 3.0% compared with 2015. Exports of **manufacturing** industries totaled \$136.3 million, a decrease of 3.1%.

The most significant exports industries were: manufacture of **electrical equipment** (\$33.9 million – 24.7% of total exports) and manufacture of **chemicals and chemical products** (\$19.3 million – 14.1%)

### Value index

Compared with 2010, the value index of exports in 2016 of manufacture of **electrical equipment** industry increased by 22.4%.



Note that there may be discrepancies between the data in this Media Release and other foreign trade data previously published by the Central Bureau of Statistics, due to rounding off totals and various updates of the data.

[Related links and publications](#)

[Definitions and Explanations](#)